

Student Guide to Accessing RM Unify, SMHW and Teams.

How to log on to RM Unify

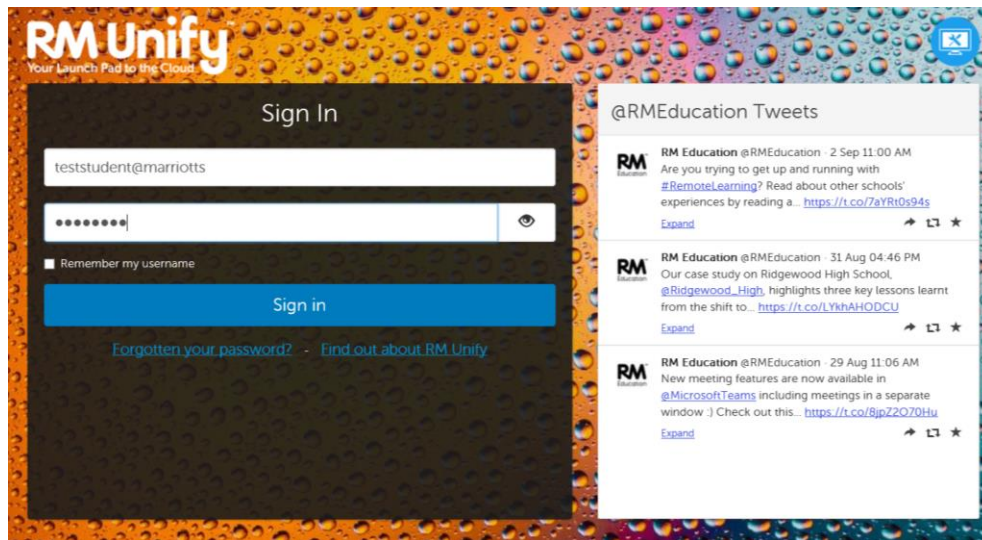
RM Unify is your launch pad for the schools websites and applications such as; Show My HomeWork, Microsoft Teams and more. It is the home page of the internet in the school.

How to log on to RM Unify in school

In school, log on to one of the school computers or laptops and open Google Chrome, your account will automatically log you in to RM Unify.

How to log on to RM Unify outside of the school

Go to <http://rmunify.com> and log on with your school email address and password. If you have forgotten this, please ask your form tutor to reset it.




What should you do if you can't log in

If you are having troubles logging in, make sure you have logged on at least once to a school computer, changed your password if it asks you to, and opened **RM Unify in Google Chrome**.

How to log on to Show My HomeWork

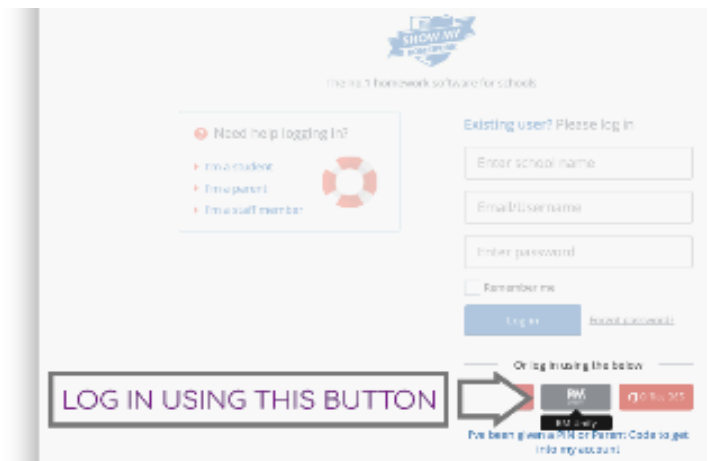
How to log on to Show My HomeWork through the RM Unify dashboard

Log onto RM Unify using the instructions on the previous page, then click on the **SMHW** tile on your dashboard, you'll automatically be logged in to Show My HomeWork.



How to log on to Show My HomeWork through the SMHW website

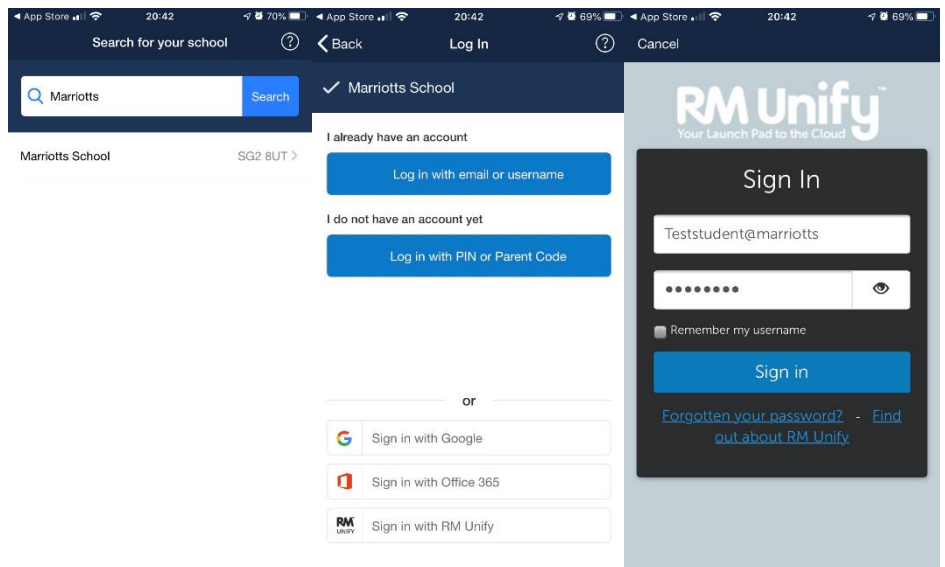
You should always try to log on to SMHW through the RM Unify Dashboard, but if you want to login directly through the SMHW website, make sure you click the **Log-in using RM Unify button** and enter your **school email address** and type your **password** in the box.



How to log on to the Show My HomeWork App on your phone or tablet

If you use the SMHW app on your phone or tablet, type in Marriotts School in the school name and select Marriotts School from the list.


Make sure you log on using the **LOG IN VIA RM UNIFY** button at the bottom of the screen, and enter your **school email address** and type your **password** in the password box.



How to log on to Microsoft teams

How to log on to Microsoft Teams through the RM Unify dashboard

Log onto RM Unify using the instructions on the previous page, then click on the **Teams** tile on your dashboard, you'll automatically be logged in to Teams. As with all these programme you must log into **RM Unify in Google Chrome**.



Teams – How to Login via mobile device

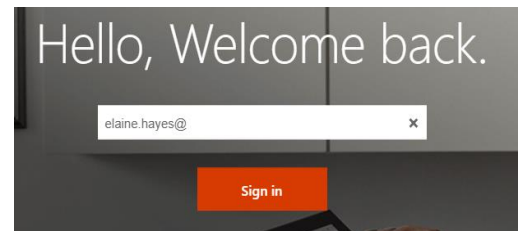
For Teams, you will log in with your school email address to Microsoft office

On any web browser, e.g. Google Chrome, Internet Explorer, Safari etc, go to www.office.com

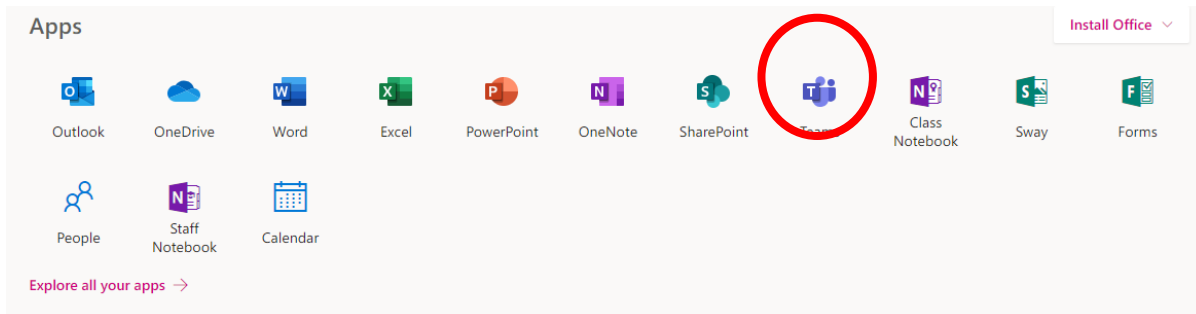


Click sign in and sign in with your full school email address.

You will then be directed to the login page for the RM unify– this is the start of your email address and the password you normally use to access your laptop.



Click on the Teams icon



Microsoft Teams is also available as a free app to download on Windows, Mac, iOS and Android devices. The process for each device might differ slightly. We recommend downloading and installing the free Teams App to access your work.